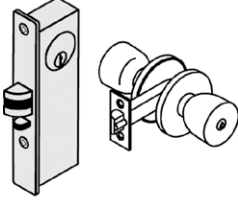







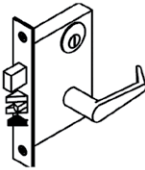
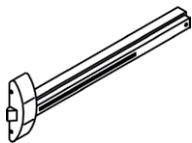
Lock Cross Reference

ANSI LOCK	DESCRIPTION	MANUFACTURER	ELECTRIC STRIKES
	<p>Cylindrical lockset</p> <p>All locks with center lined latchbolts</p>	All manufacturers	<p>1006J up to 1" throw</p> <p>4500</p> <p>RF4510</p> <p>IC4520</p> <p>5000 up to 1/2" throw</p> <p>5200 up to 3/4" throw</p> <p>RF5010 up to 1/2" throw</p> <p>RF5210 up to 3/4" throw</p> <p>IC5020</p> <p>IC5220</p> <p>7501 & 7505 up to 5/8" throw</p>
	<p>Cylindrical lockset</p>	<p>Best (8K & F Series), Corbin/Russwin (CL3300), Falcon (X & T), Marks, Sargent (6,7,10 & 11 line), Schlage (D series with deadlatch), Yale (4300, 5300, 5400)</p>	<p>8000 up to 1/2" throw</p> <p>8300 up to 1/2" throw</p> <p>RF8010 up to 1/2" throw</p> <p>RF8310 up to 1/2" throw</p> <p>IC8020</p> <p>IC8320</p>
	<p>Mortise locksets with a deadlatch positioned above the latchbolt</p>	<p>Arrow, Baldwin, Falcon (1991 & earlier), Marks, Omnia, PDQ</p>	<p>1006K</p> <p>4500</p> <p>RF4510</p> <p>IC4520</p>
		<p>Best (34H - 37 Series)</p>	<p>1006KM</p> <p>4500</p> <p>RF4510</p> <p>IC4520</p>
		<p>Sargent (7700 & 8100 Series), Schlage, Yale (8700)</p>	<p>1006K</p>

NOTE: Use this chart to identify ANSI locks and to determine which HES electric strike matches a specific manufacturer's lock. This chart is offered as a convenience only. HES assumes no liability for the differences between items compared. When compatibility is a concern, contact HES for application assistance.

Lock Cross Reference



ANSI LOCK	DESCRIPTION	MANUFACTURER	ELECTRIC STRIKES
	Mortise locksets with a deadlatch positioned below the latchbolt	Almet, Corbin/Ruswin, Falcon (1992 'M' Series), Sargent (7800, 8200 & 9200), Yale (8800)	1006KM 4500 RF4510 IC4520
		Best (45H & 47H Series)	1006KM 4500
	Mortise locksets with a 1" deadbolt without a deadlatch	Accurate, Arrow, Baldwin, Falcon, Marks, Omnia, PDQ	1006N 1006A 1006H
		Sargent (7700 & 8100 Series), Schlage, Yale (8700)	1006ND 1006AD 1006HD
	Mortise locksets with a 1" deadbolt and a center positioned deadlatch	Baldwin, PDQ	1006T 1006 HTD
		Sargent (7700 & 8100 Series), Schlage, Yale (8700)	1006TD
	Mortise locksets with a 1" deadbolt and a deadlatch positioned below the latchbolt	Accurate, Almet, Arrow, Baldwin, Corbin/Ruswin, Falcon, Marks, Omnia, PDQ, Sargent (7800, 8200 & 9200 Series), Yale (8800)	1006NM 1006AM 1006HM
		Best (45H & 47H Series)	1006NM 1006AM 1006HM
	Rim mounted exit device with up to 3/4" throw	American Device, Arrow, Corbin/Ruswin, Jackson, Dormatic, Monarch, Precision, Sargent, Von Duprin, Yale	7000-783 7000-786 7000-789 9400 up to 1/2" throw 9500 9600

Lock Cross Reference

• HES electric strikes are designed to be installed in accordance with the ANSI/BHMA A156.31 4-7/8" jamb preparation. When accommodating a cylindrical lock, the electric strike is to be installed centerline to centerline. When accommodating a mortise lock, the centerline of the electric strike is to be installed 3/8" above the centerline of the mortise lock, except as noted for individual strikes.
 • HES electric strikes are all non-handed and designed for installation in hollow metal, concrete filled metal, aluminum and wood jambs.